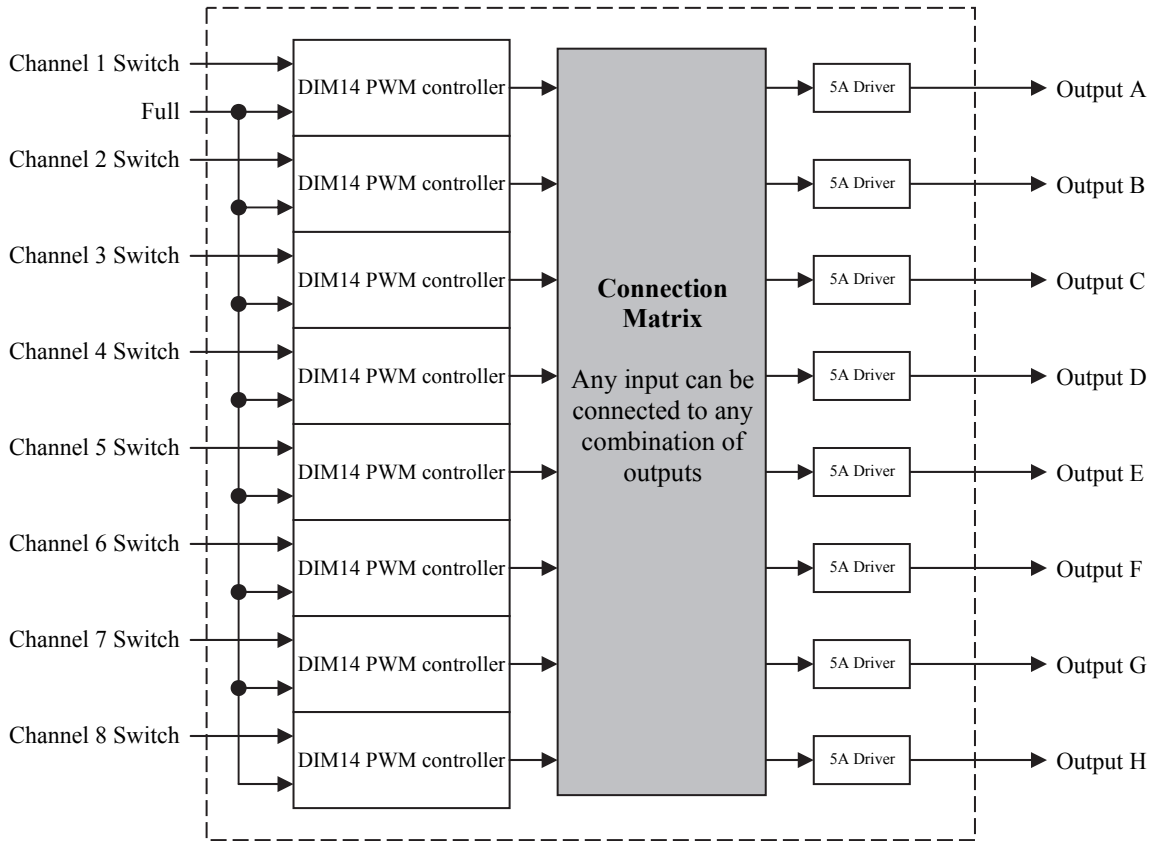


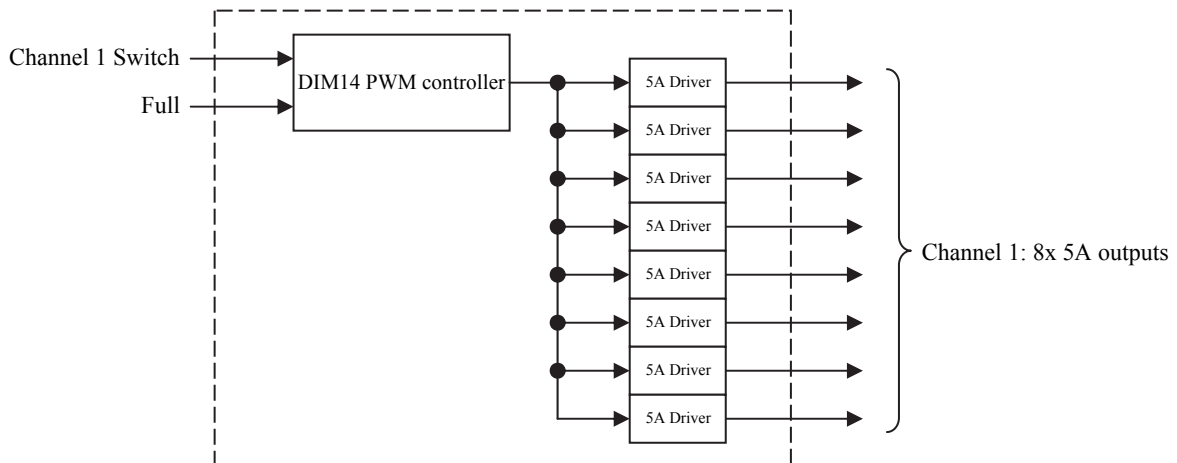
## Multichannel Dimmer Configuration – DIM84DIN

The ABELtronics multichannel DIN-rail mount dimmers can be modified for customised applications. It is possible to configure the dimmers at the factory for a variety of operation modes where the same PWM controller can be routed to multiple outputs on the unit. Please see the DIM84DIN datasheet available at [www.abeltronics.co.uk/products/dim84din](http://www.abeltronics.co.uk/products/dim84din) for further information.

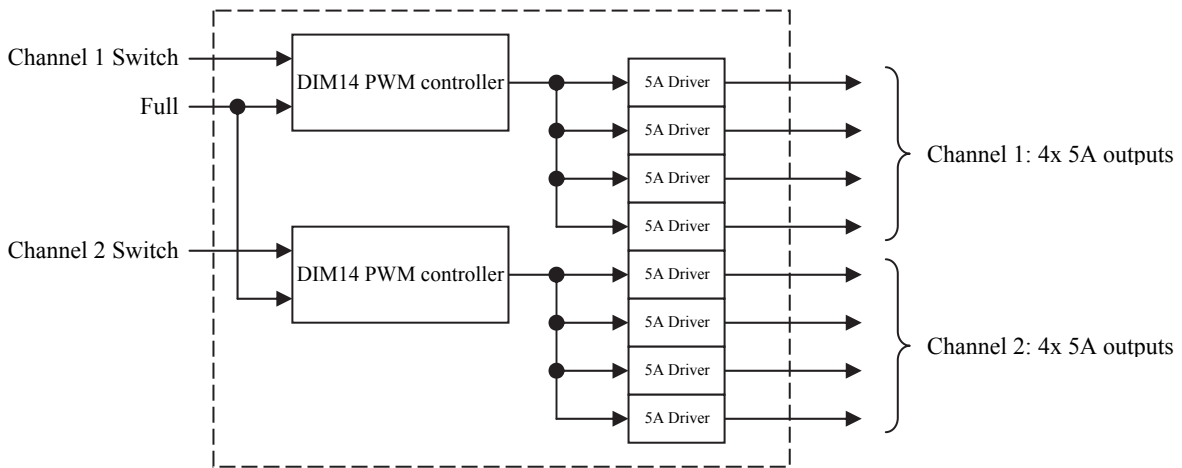
The diagram below shows the internal structure of the dimmer. There are a total of eight PWM controllers and eight 5A driver outputs with a connection matrix in between. This allows any one of the PWM controllers to drive some, or all, of the outputs. This allows multiple banks of lighting to be controlled from one source. The 'Full Brightness' input is common to all channels.



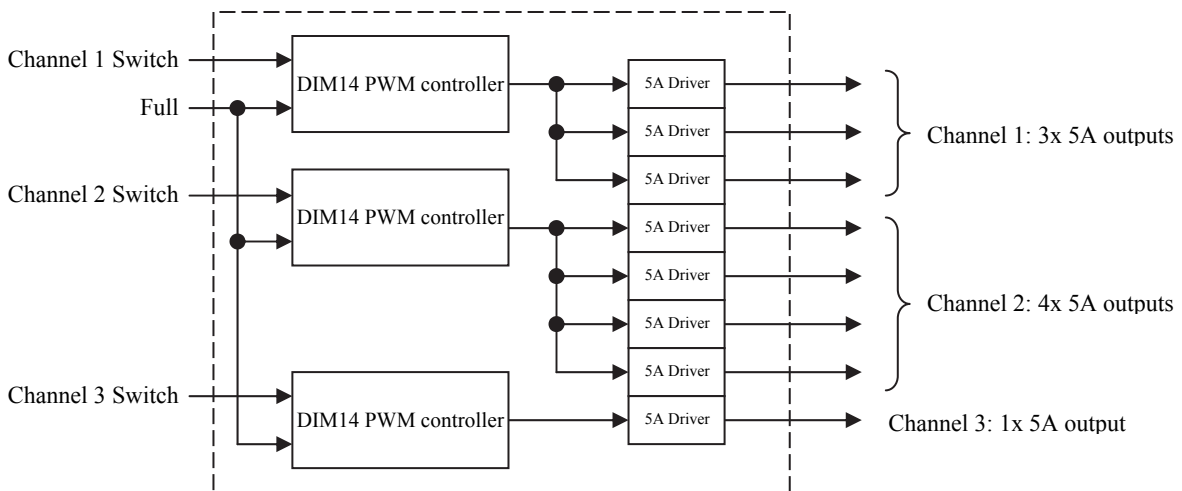
The diagram below shows the dimmer configured as a single channel unit. One channel controls all eight outputs. This configuration permits 40A of total load to be driven from one channel in eight banks of 5A.



This diagram shows the dimmer configured as a two channel unit. Channel 1 controls outputs A to D and channel 2 controls outputs E to H. Channels 1 and 2 have a total rating of 20A each, with the load split into four 5A banks, per channel.



This diagram shows the dimmer configured as a three channel unit. Channel 1 controls outputs A to C, channel 2 controls outputs D to G and channel 3 controls output H. Channel 1 has a total rating of 15A split into three 5A banks, channel 2 has a total rating of 20A split into four 5A banks, and channel 3 has a total rating of 5A, or one bank.



The diagram below shows the dimmer configured as a four channel unit. Each channel controls two outputs, therefore each channel is able to drive a total of 10A in to banks of 5A.

